

BLV100211_OSV101111




Bug fixes

- fix ADA detect timing issue
- fix 1 hour faster issue when using GetCurrentTime() function.

Supported Machine Types

- MX5400SE
- MX5300SE
- MX5200SE
- MX5000SE
- MX4000W
- MX2800SE (FORCE), MX2800T
- NH2700, NH2700T
- MX2600SE (Halo2)
- NH2600
- NH1800SE

Display Type DIP Switch Settings

MODE [1]	MODE [2]	MODE [3]	MODE [4]	LCD Type	
ON	ON	ON	Don't Care	1024x600 NH2700, NH5000SE, MX2600SE	
ON	ON	OFF	Don't Care	1024x600 + SPL NH2700T	
OFF	ON	ON	Don't Care	800x600 (AUO) NH1800SE, MX4000W	N/A
ON	OFF	ON	Don't Care	800x600 (INNOLUX) NH1800SE, MX4000W	
OFF	OFF	ON	Don't Care	640x480 (NH1500SE)	
OFF	OFF	OFF	Don't Care	1024x768_RGB888 MX5400(15 inch BOE)	
OFF	ON	OFF	Don't Care	1024x768_RGB565 MX2800SE, MX5300SE(15 inch AUO), MX5200SE	
ON	OFF	OFF	Don't Care	1024x768 + SPL MX2800T	